



TWIST DRILLS





DR VA OIL FEED TWIST DRILLS - DIN 6537K - 140° Point Angle - 3 x Ø

≥ 1.300 N/mm²

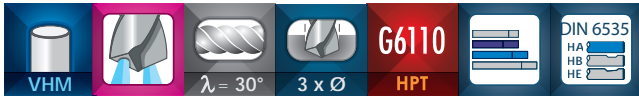

UK Solid Carbide DR VA Oil Feed Twist Drills acc. to DIN 6537K point angle 140° shank acc. to DIN 6535HA

FR Forets hélicoïdaux DR VA à trous d'huile en carbure monobloc selon DIN 6537K angle de pointe 140° queue selon DIN 6535HA

CN 整体硬质合金 DR VA 内冷却 钻头 - 相等于 DIN 6537K 2 刃 - 加工深度 3xD, 柄部标准 DIN 6535HA

DE VHM DR VA Kühlkanalbohrer nach DIN 6537K 140° Spitzenwinkel Schaft nach DIN 6535HA

IT Punta elicoidale DR 45 in metallo duro integrale norma DIN 6537K con fori di lubrificazione angolo di punta 140° codolo DIN 6535HA



EDPNo./EDV-Nr./ CODUsine/CodiceEDP	Dimension (mm)						C73*	
	D (m7)	I 1	I 2	I 3	L	d2 (h6)	G6110	
* 0300 062 03	3	14	20	36	62	3	○	
0300	3	14	20	36	62	6	●	
* 0310 062 03	3.1	14	20	36	62	3	○	
0310	3.1	14	20	36	62	6	●	
* 0320 062 03	3.2	14	20	36	62	3	○	
0320	3.2	14	20	36	62	6	●	
0330	3.3	14	20	36	62	6	●	
0340	3.4	14	20	36	62	6	●	
0350	3.5	14	20	36	62	6	●	
0360	3.6	14	20	36	62	6	●	
0370	3.7	14	20	36	62	6	●	
0380	3.8	17	24	36	66	6	●	
0390	3.9	17	24	36	66	6	●	
* 0400 066 04	4	17	24	36	66	4	○	
0400	4	17	24	36	66	6	●	
* 0410 066 04	4.1	17	24	36	66	4	○	
0410	4.1	17	24	36	66	6	●	
* 0420 066 04	4.2	17	24	36	66	4	○	
0420	4.2	17	24	36	66	6	●	
0430	4.3	17	24	36	66	6	●	
0440	4.4	17	24	36	66	6	●	
0450	4.5	17	24	36	66	6	●	
0460	4.6	17	24	36	66	6	●	
0470	4.7	17	24	36	66	6	●	
0480	4.8	20	28	36	66	6	●	
0490	4.9	20	28	36	66	6	●	
0500	5	20	28	36	66	6	●	
0510	5.1	20	28	36	66	6	●	
0520	5.2	20	28	36	66	6	●	
0530	5.3	20	28	36	66	6	●	
0540	5.4	20	28	36	66	6	●	

cont'd ▶

* = HPMT STANDARD

Material group - Material-Gruppe - Groupe matière - Gruppo materiali - 材质主类

M02	M03	M04	M05	M06	M07	M08	M09	M10	M11	M12	M13	M14	M15	M18	M22	M25	M31	M16	M20	M17	M19	M21	M23	M24	M32
M26	M27	M28	M33	M01	M29	M30																			

Working Material | Cutting Parameter

574

463

若有技术规格变更, 恕不事先通知




DR VA OIL FEED TWIST DRILLS - DIN 6537K - 140° Point Angle - 3 x Ø

≥ 1.300 N/mm²

Solid Carbide DR VA Oil Feed Twist Drills
 acc to DIN 6537K point angle 140° shank acc to DIN 6535HA
 Forets hélicoïdaux DR VA à trous d'huile en carbure monobloc
 selon DIN 6537K angle de pointe 140° queue selon DIN 6535HA
 整体硬质合金 DR VA 内冷却 钻头 - 相当于
 DIN 6537K 2 刃 - 加工深度 3xD, 柄部标准 DIN 6535HA

VHM DR VA Kühlkanalbohrer nach DIN 6537K
 140° Spitzenwinkel Schaft nach DIN 6535HA
 Punte elicoidali DR VA in metallo duro integrale norma DIN 6537K
 con fori di lubrificazione angolo di punta 140° codolo DIN 6535HA



G6110

EDPNo./EDV-Nr./ CODEusine/CodiceEDP	Dimension (mm)						C73*
	D (m7)	I1	I2	I3	L	d2 (h6)	G6110
0550	5.5	20	28	36	66	6	●
0560	5.6	20	28	36	66	6	●
0570	5.7	20	28	36	66	6	●
0580	5.8	20	28	36	66	6	●
0590	5.9	20	28	36	66	6	●
0600	6	20	28	36	66	6	●
* 0610 066 06	6.1	20	28	36	66	6	○
0610	6.1	24	34	36	79	8	●
0620	6.2	24	34	36	79	8	●
0630	6.3	24	34	36	79	8	●
0640	6.4	24	34	36	79	8	●
0650	6.5	24	34	36	79	8	●
0660	6.6	24	34	36	79	8	●
0670	6.7	24	34	36	79	8	●
0680	6.8	24	34	36	79	8	●
0690	6.9	24	34	36	79	8	●
0700	7	24	34	36	79	8	●
0710	7.1	29	41	36	79	8	●
0720	7.2	29	41	36	79	8	●
0730	7.3	29	41	36	79	8	●
0740	7.4	29	41	36	79	8	●
0750	7.5	29	41	36	79	8	●
0760	7.6	29	41	36	79	8	●
0770	7.7	29	41	36	79	8	●
0780	7.8	29	41	36	79	8	●
0790	7.9	29	41	36	79	8	●
0800	8	29	41	36	79	8	●
* 0810 079 08	8.1	29	41	36	79	8	○
0810	8.1	35	47	40	89	10	●
0820	8.2	35	47	40	89	10	●
0830	8.3	35	47	40	89	10	●

cont'd ▶

* = HPMT STANDARD

Material group - Material-Gruppe - Groupe matière - Gruppo materiali - 材质主类

M02 M03 M04 M05 M06 M07 M08 M09 M10 M11 M12 M13 M14 M15 M18 M22 M25 M31 M16 M20 M17 M19 M21 M23 M24 M32
 M26 M27 M28 M33 M01 M29 M30

Working Material Cutting Parameter

574

463

TECHNICAL SPECIFICATIONS SUBJECT TO CHANGE WITHOUT PRIOR NOTICE



DR VA OIL FEED TWIST DRILLS - DIN 6537K - 140° Point Angle - 3 x Ø

≥ 1.300 N/mm²


UK Solid Carbide DR VA Oil Feed Twist Drills acc. to DIN 6537K point angle 140° shank acc. to DIN 6535HA

FR Forets hélicoïdaux DR VA à trous d'huile en carbure monobloc selon DIN 6537K angle de pointe 140° queue selon DIN 6535HA

CN 整体硬质合金 DR VA 内冷却 钻头 - 相当于 DIN 6537K 2 刃 - 加工深度 3xD, 柄部标准 DIN 6535HA

DE VHM DR VA Kühlkanalbohrer nach DIN 6537K 140° Spitzenwinkel Schaft nach DIN 6535HA

IT Punte elicoidali DR 45 in metallo duro integrale norma DIN 6537K con fori di lubrificazione angolo di punta 140° codolo DIN 6535HA



VHM $\lambda = 30^\circ$ 3 x Ø **G6110** **HPT** **DIN 6535**
HA HB HE

EDPNo./EDV-Nr./ CODEusine/CodiceEDP	Dimension (mm)						C73*	
	D (m7)	I 1	I 2	I 3	L	d2 (h6)	G6110	
0840	8.4	35	47	40	89	10	●	
0850	8.5	35	47	40	89	10	●	
0860	8.6	35	47	40	89	10	●	
0870	8.7	35	47	40	89	10	●	
0880	8.8	35	47	40	89	10	●	
0890	8.9	35	47	40	89	10	●	
0900	9	35	47	40	89	10	●	
0910	9.1	35	47	40	89	10	●	
0920	9.2	35	47	40	89	10	●	
0930	9.3	35	47	40	89	10	●	
0940	9.4	35	47	40	89	10	●	
0950	9.5	35	47	40	89	10	●	
0960	9.6	35	47	40	89	10	●	
0970	9.7	35	47	40	89	10	●	
0980	9.8	35	47	40	89	10	●	
0990	9.9	35	47	40	89	10	●	
1000	10	35	47	40	89	10	●	
1020	10.2	40	55	45	102	12	●	
1050	10.5	40	55	45	102	12	●	
1080	10.8	40	55	45	102	12	●	
1100	11	40	55	45	102	12	●	
1120	11.2	40	55	45	102	12	●	
1130	11.3	40	55	45	102	12	●	
1150	11.5	40	55	45	102	12	●	
1180	11.8	40	55	45	102	12	●	
1200	12	40	55	45	102	12	●	
1220	12.2	43	60	45	107	14	●	
1250	12.5	43	60	45	107	14	●	
1270	12.7	43	60	45	107	14	●	
1280	12.8	43	60	45	107	14	●	
1300	13	43	60	45	107	14	●	

cont'd ▶

Material group - Material-Gruppe - Groupe matière - Gruppo materiali - 材质主类

M02 M03 M04 M05 M06 M07 M08 M09 M10 M11 M12 M13 M14 M15 M18 M22 M25 M31 M16 M20 M17 M19 M21 M23 M24 M32
 M26 M27 M28 M33 M01 M29 M30

Working Material Cutting Parameter

574

463

TECHNISCHE ÄNDERUNGEN OHNE VORHERIGE INFORMATION VORBEHALTEN



DR VA OIL FEED TWIST DRILLS - DIN 6537K - 140° Point Angle - 3 x Ø

≥ 1.300 N/mm²


UK Solid Carbide DR VA Oil Feed Twist Drills acc. to DIN 6537K point angle 140° shank acc. to DIN 6535HA

FR Forets hélicoïdaux DR VA à trous d'huile en carbure monobloc selon DIN 6537K angle de pointe 140° queue selon DIN 6535HA

CN 整体硬质合金 DR VA 内冷却 钻头 - 相当于 DIN 6537K 2 刃 - 加工深度 3xD, 柄部标准 DIN 6535HA

DE VHM DR VA Kühkanalbohrer nach DIN 6537K 140° Spitzenwinkel Schaft nach DIN 6535HA

IT Punte elicoidali DR 45 in metallo duro integrale norma DIN 6537K con fori di lubrificazione angolo di punta 140° codolo DIN 6535HA



G6110

EDPNo./EDV-Nr./ CODEusine/CodiceEDP	Dimension (mm)						C73*
	D (m7)	I 1	I 2	I 3	L	d2 (h6)	G6110
1330	13.3	43	60	45	107	14	●
1350	13.5	43	60	45	107	14	●
1370	13.7	43	60	45	107	14	●
1380	13.8	43	60	45	107	14	●
1400	14	43	60	45	107	14	●
1450	14.5	45	65	48	115	16	●
1500	15	65	65	48	115	16	●
1530	15.3	65	65	48	115	16	●
1550	15.5	65	65	48	115	16	●
1580	15.8	65	65	48	115	16	●
1600	16	65	65	48	115	16	●
1650	16.5	73	73	48	123	18	●
1700	17	73	73	48	123	18	●
1750	17.5	73	73	48	123	18	●
1800	18	73	73	48	123	18	●
1850	18.5	79	79	50	131	20	●
1900	19	79	79	50	131	20	●
1950	19.5	79	79	50	131	20	●
2000	20	79	79	50	131	20	●

Material group - Material-Gruppe - Groupe matière - Gruppo materiali - 材质主类

M02	M03	M04	M05	M06	M07	M08	M09	M10	M11	M12	M13	M14	M15	M18	M22	M25	M31	M16	M20	M17	M19	M21	M23	M24	M32
M26	M27	M28	M33	M01	M29	M30																			

Working Material Cutting Parameter

574

463

SPÉCIFICATIONS TECHNIQUES SUJETTES À CHANGEMENT SANS AVIS PRÉALABLE



DR VA OIL FEED TWIST DRILLS - DIN 6537L - 140° Point Angle - 5 x Ø

≥ 1,300 N/mm²


UK Solid Carbide DR VA Oil Feed Twist Drills acc. to DIN 6537L point angle 140° shank acc. to DIN 6535HA

FR Forets hélicoïdaux DR VA à trous d'huile en carbure monobloc selon DIN 6537L angle de pointe 140° queue selon DIN 6535HA

CN 整体硬质合金 DR VA 内冷却 钻头 - 相当于 DIN 6537L 2 刃 - 加工深度 3xD, 柄部标准 DIN 6535HA

DE VHM DR VA Kühlkanalbohrer nach DIN 6537L 140° Spitzenwinkel Schaft nach DIN 6535HA

IT Punta elicoidali DR VA in metallo duro integrale norma DIN 6537L con fori di lubrificazione angolo di punta 140° codolo DIN 6535HA



EDPNo./EDV-Nr./ CODEusine/CodiceEDP	Dimension (mm)						C77*
	D (m7)	L1	L2	L3	L	d2 (h6)	G6110
* 0300 066 03	3	23	28	36	66	3	○
0300	3	23	28	36	66	6	●
* 0310 066 03	3.1	23	28	36	66	3	○
0310	3.1	23	28	36	66	6	●
* 0320 066 03	3.2	23	28	36	66	3	○
0320	3.2	23	28	36	66	6	●
0330	3.3	23	28	36	66	6	●
0340	3.4	23	28	36	66	6	●
0350	3.5	23	28	36	66	6	●
0360	3.6	23	28	36	66	6	●
0370	3.7	23	28	36	66	6	●
0380	3.8	29	36	36	74	6	●
0390	3.9	29	36	36	74	6	●
* 0400 074 04	4	29	36	36	74	4	○
0400	4	29	36	36	74	6	●
* 0410 074 04	4.1	29	36	36	74	4	○
0410	4.1	29	36	36	74	6	●
* 0420 074 04	4.2	29	36	36	74	4	○
0420	4.2	29	36	36	74	6	●
0430	4.3	29	36	36	74	6	●
0440	4.4	29	36	36	74	6	●
0450	4.5	29	36	36	74	6	●
0460	4.6	29	36	36	74	6	●
0470	4.7	29	36	36	74	6	●
0480	4.8	35	44	36	82	6	●
0490	4.9	35	44	36	82	6	●
0500	5	35	44	36	82	6	●
0510	5.1	35	44	36	82	6	●
0520	5.2	35	44	36	82	6	●
0530	5.3	35	44	36	82	6	●
0540	5.4	35	44	36	82	6	●

cont'd ▶

* = HPMT STANDARD

Material group - Material-Gruppe - Groupe matière - Gruppo materiali - 材质主类

M02	M03	M04	M05	M06	M07	M08	M09	M10	M11	M12	M13	M14	M15	M18	M22	M25	M31	M16	M20	M17	M19	M21	M23	M24	M32
M26	M27	M28	M33	M01	M29	M30																			

Working Material Cutting Parameter

574

463

MODIFICHE TECNICHE POSSIBILI SENZA PREAVVISO



DR VA OIL FEED TWIST DRILLS - DIN 6537L - 140° Point Angle - 5 x Ø

≥ 1,300 N/mm²


UK Solid Carbide DR VA Oil Feed Twist Drills acc. to DIN 6537L point angle 140° shank acc. to DIN 6535HA

FR Forets hélicoïdaux DR VA à trous d'huile en carbure monobloc selon DIN 6537L angle de pointe 140° queue selon DIN 6535HA

CN 整体硬质合金 DR VA 内冷却 钻头 - 相等于 DIN 6537L 2 刃 - 加工深度 3xD, 柄部标准 DIN 6535HA

DE VHM DR VA Kühlkanalbohrer nach DIN 6537L 140° Spitzenwinkel Schaft nach DIN 6535HA

IT Punta elicoidali DR VA in metallo duro integrale norma DIN 6537L con fori di lubrificazione angolo di punta 140° codolo DIN 6535HA



EDPNo./EDV-Nr./ CODEusine/CodiceEDP	Dimension (mm)						C77*
	D (m7)	L1	L2	L3	L	d2 (h6)	G6110
0550	5.5	35	44	36	82	6	●
0560	5.6	35	44	36	82	6	●
0570	5.7	35	44	36	82	6	●
0580	5.8	35	44	36	82	6	●
0590	5.9	35	44	36	82	6	●
0600	6	35	44	36	82	6	●
* 0610 082 06	6.1	35	44	36	82	6	○
0610	6.1	43	53	36	91	8	●
0620	6.2	43	53	36	91	8	●
0630	6.3	43	53	36	91	8	●
0640	6.4	43	53	36	91	8	●
0650	6.5	43	53	36	91	8	●
0660	6.6	43	53	36	91	8	●
0670	6.7	43	53	36	91	8	●
0680	6.8	43	53	36	91	8	●
0690	6.9	43	53	36	91	8	●
0700	7	43	53	36	91	8	●
0710	7.1	43	53	36	91	8	●
0720	7.2	43	53	36	91	8	●
0730	7.3	43	53	36	91	8	●
0740	7.4	43	53	36	91	8	●
0750	7.5	43	53	36	91	8	●
0760	7.6	43	53	36	91	8	●
0770	7.7	43	53	36	91	8	●
0780	7.8	43	53	36	91	8	●
0790	7.9	43	53	36	91	8	●
0800	8	43	53	36	91	8	●
* 0810 091 08	8.1	43	53	36	91	8	○
0810	8.1	49	61	40	103	10	●
0820	8.2	49	61	40	103	10	●
0830	8.3	49	61	40	103	10	●

cont'd ▶

* = HPMT STANDARD

Material group - Material-Gruppe - Groupe matière - Gruppo materiali - 材质主类

M02	M03	M04	M05	M06	M07	M08	M09	M10	M11	M12	M13	M14	M15	M18	M22	M25	M31	M16	M20	M17	M19	M21	M23	M24	M32
M26	M27	M28	M33	M01	M29	M30																			

Working Material Cutting Parameter

574

463

若有技术规格变更, 恕不事先通知



DR VA OIL FEED TWIST DRILLS - DIN 6537L - 140° Point Angle - 5 x Ø

≥ 1,300 N/mm²


UK Solid Carbide DR VA Oil Feed Twist Drills acc. to DIN 6537L point angle 140° shank acc. to DIN 6535HA

FR Forets hélicoïdaux DR VA à trous d'huile en carbure monobloc selon DIN 6537L angle de pointe 140° queue selon DIN 6535HA

CN 整体硬质合金 DR VA 内冷却 钻头 - 相当于 DIN 6537L 2 刃 - 加工深度 3xD, 柄部标准 DIN 6535HA

DE VHM DR VA Kühlkanalbohrer nach DIN 6537L 140° Spitzenwinkel Schaft nach DIN 6535HA

IT Punte elicoidali DR VA in metallo duro integrale norma DIN 6537L con fori di lubrificazione angolo di punta 140° codolo DIN 6535HA



VHM $\lambda = 30^\circ$ 5 x Ø **G6110**

EDPNo./EDV-Nr./ CODEusine/CodiceEDP	Dimension (mm)						C77*
	D (m7)	l1	l2	l3	L	d2 (h6)	G6110
0840	8.4	49	61	40	103	10	●
0850	8.5	49	61	40	103	10	●
0860	8.6	49	61	40	103	10	●
0870	8.7	49	61	40	103	10	●
0880	8.8	49	61	40	103	10	●
0890	8.9	49	61	40	103	10	●
0900	9	49	61	40	103	10	●
0910	9.1	49	61	40	103	10	●
0920	9.2	49	61	40	103	10	●
0930	9.3	49	61	40	103	10	●
0940	9.4	49	61	40	103	10	●
0950	9.5	61	61	40	103	10	●
0960	9.6	61	61	40	103	10	●
0970	9.7	61	61	40	103	10	●
0980	9.8	61	61	40	103	10	●
0990	9.9	61	61	40	103	10	●
1000	10	61	61	40	103	10	●
1020	10.2	71	71	45	118	12	●
1050	10.5	71	71	45	118	12	●
1080	10.8	71	71	45	118	12	●
1100	11	71	71	45	118	12	●
1120	11.2	71	71	45	118	12	●
1130	11.3	71	71	45	118	12	●
1150	11.5	71	71	45	118	12	●
1180	11.8	71	71	45	118	12	●
1200	12	71	71	45	118	12	●
1220	12.2	77	77	45	124	14	●
1250	12.5	77	77	45	124	14	●
1270	12.7	77	77	45	124	14	●
1280	12.8	77	77	45	124	14	●
1300	13	77	77	45	124	14	●

cont'd ▶

Material group - Material-Gruppe - Groupe matière - Gruppo materiali - 材质主类

M02 M03 M04 M05 M06 M07 M08 M09 M10 M11 M12 M13 M14 M15 M18 M22 M25 M31 M16 M20 M17 M19 M21 M23 M24 M32
 M26 M27 M28 M33 M01 M29 M30

Working Material Cutting Parameter
 574 463

TECHNICAL SPECIFICATIONS SUBJECT TO CHANGE WITHOUT PRIOR NOTICE



DR VA OIL FEED TWIST DRILLS - DIN 6537L - 140° Point Angle - 5 x Ø

≥ 700 N/mm² ~ 35 HRC


UK Solid Carbide DR VA Oil Feed Twist Drills acc. to DIN 6537L point angle 140° shank acc. to DIN 6535HA

FR Forets hélicoïdaux DR VA à trous d'huile en carbure monobloc selon DIN 6537L angle de pointe 140° queue selon DIN 6535HA

CN 整体硬质合金 DR VA 内冷却 钻头 - 相当于 DIN 6537L 2 刃 - 加工深度 3xD, 柄部标准 DIN 6535HA

DE VHM DR VA Kühkanalbohrer nach DIN 6537L 140° Spitzenwinkel Schaft nach DIN 6535HA

IT Punte elicoidali DR VA in metallo duro integrale norma DIN 6537L con fori di lubrificazione angolo di punta 140° codolo DIN 6535HA



EDPNo./EDV-Nr./ CODEusine/CodiceEDP	Dimension (mm)						C77*
	D (m7)	l1	l2	l3	L	d2 (h6)	G6110
1330	13.3	77	77	45	124	14	●
1350	13.5	77	77	45	124	14	●
1370	13.7	77	77	45	124	14	●
1380	13.8	77	77	45	124	14	●
1400	14	77	77	45	124	14	●
1450	14.5	83	83	48	133	16	●
1500	15	83	83	48	133	16	●
1530	15.3	83	83	48	133	16	●
1550	15.5	83	83	48	133	16	●
1580	15.8	83	83	48	133	16	●
1600	16	83	83	48	133	16	●
1650	16.5	93	93	48	143	18	●
1700	17	93	93	48	143	18	●
1750	17.5	93	93	48	143	18	●
1800	18	93	93	48	143	18	●
1850	18.5	101	101	50	153	20	●
1900	19	101	101	50	153	20	●
1950	19.5	101	101	50	153	20	●
2000	20	101	101	50	153	20	●

Material group - Material-Gruppe - Groupe matière - Gruppo materiali - 材质主类

M02 M03 M04 M05 M06 M07 M08 M09 M10 M11 M12 M13 M14 M15 M18 M22 M25 M31 M16 M20 M17 M19 M21 M23 M24 M32
M26 M27 M28 M33 M01 M29 M30

Working Material Cutting Parameter

574

463

TECHNISCHE ÄNDERUNGEN OHNE VORHERIGE INFORMATION VORBEHALTEN